



**FY 2022-23 Final Budget Summary *REVISED
KENWOOD FIRE DISTRICT
718015**

Prop 4 Limit	\$809,061	
(1)* Actual Beginning Fund Balance @ 9/1/22:	\$1,560,000	
(2) Plus: Budgeted FY 2022-23 Revenues: (total from attached worksheet)	\$1,847,970	
(3) Less: Budgeted FY 2022-23 Expenditures: (total from attached worksheet)	\$1,847,970	
(4)* Estimated Ending Fund Balance @ 6/30/23:	\$1,560,000	
(5) Final Budget Approval Date: (Please have your Board Members sign below or attach resolution confirming approval)	<table border="1"><tr><td style="text-align: center;">9/6/2022</td></tr></table> *Revised 11-15-2022	9/6/2022
9/6/2022		




Board Member




Board Member



Board Member



Board Member



Board Member

* If District Fund Balance is separated into multiple categories, each district should keep records to identify how much beginning and ending fund balance is available for each fund balance category and should work with their external auditors to identify appropriate GASB 54 fund balance classifications.

KENWOOD FIRE DISTRICT
718015 Final Budget *REVISED
KENWOOD FIRE DISTRICT

FAMIS Sub Object	EFS Account	Enterprise Financial System (EFS) Descriptions	FY2022 - 23 Preliminary Budget	FY2022-23 Final Budget as of 7/22	FY2022 - 23 Final Budget *REVISED
1000	40002	Prop Tax - CY, Secured	947,773	990,000	990,000
1001	40003	Direct Charges - CY	330,000	295,481	295,481
1011	40012	SB2557 Prop Tax Admin	(11,181)	(11,181)	(11,181)
1020	40111	Supplemental Prop Taxes - CY	7,558	7,558	7,558
1040	40101	Prop Taxes - CY, Unsecured	26,490	26,342	26,342
1050		Supplemental Prop Taxes - CY	10,737	20,811	20,811
1051		Supplemental Prop Taxes - PY	(12)	(12)	(12)
1059		Prop Tax PY Unsecured	460	1,056	1,056
1060	40201	Prop Taxes - PY, Secured	(27)	(27)	(27)
1061	40202	Direct Charges - Prior Year	577	577	577
1070		State-Other in-Lieu Tax	19	19	19
1100	40211	Prop Taxes - PY, Unsecured	0	0	0
10		Total Taxes	1,312,394	1,332,624	1,332,624
1460		Licenses - Other	0	0	0
1500		Wildfire Tax Loss	0	0	0
13		Total Licenses/Permits/Franchises	0	0	0
1700	44022	Interest in Pooled Cash	72	476	476
17		Total Use of Money/Property	72	476	476
2081	42358	State Other Funding	5	5	5
2050		County Stabilization	120,000	120,000	120,000
2060		County Revenue Sharing	180,000	180,000	180,000
2440	42291	State Homeowners Prop Tax Refl	4,938	7,441	7,441
2580	42360	State Grant Revenue	0	0	0
2852	42441	Federal FEMA Disaster Funding	0	0	0
20		Total Intergovernmental Revenues	304,943	307,446	307,446
3661	45311	Other Fire Services/Inspections W/U	0	0	0
3700	45533	Reprographics Photocopy	50	50	50
3980	46200	Revenue Appl PY Misc Revenue	0	0	0
30		Total Charges for Services	50	50	50
4020	46003	Sales Non Taxable	0	0	0
4021	46003	Sale-Real Property	0	0	0
4040		Misc. Revenue	0	0	0
4109	46050	Cancelled/State Dated Warrants	0	0	0
4640		Operating Transfer In (Roll over)	0	78,656	78,656
		Operating Transfer In (FY 21-22 Roll over)	0	64,359	64,359
40		Total Misc Revenues/Transfers	0	143,015	143,015
		Grand Total Revenues	1,617,469	1,847,970	1,847,970
5910	50701	Perm Position - Local Bds	676,438	676,438	814,778
5911	50702	Extra Help - Local Bds	57,750	57,750	57,750
5912	50709	Overtime-LOC Bds	76,592	76,592	66,592
5913	50704	Boards/Commissions - Local Bds	1,650	1,650	1,650
5914		Volunteer Stipends	18,800	18,800	18,800
5922	50753	FICA Retirement - Local Bds	17,000	17,000	17,000
5923	50755	PERS - Local Bds	127,322	127,322	127,322
5924	50756	Medicare - Local Bds	9,300	9,300	9,300
5930	50801	Health Ins - Local Bds	166,002	166,002	166,002
5940	50808	Worker's Comp - Local Bds	48,725	63,000	63,000
50		Total Salaries/Benefits	1,200,579	1,213,854	1,342,194
		FAMIS Descriptions			
6020		CLOTHING/PERSONAL	6,300	6,300	6,300
6021		UNIFORM EXPENSE	1,800	1,800	1,800
6022		SAFETY CLOTHING	13,000	13,000	13,000
6040		COMMUNICATIONS	10,000	10,000	10,000
6080		HOUSEHOLD EXPENSE	5,000	5,000	5,000
6100		INSURANCE	26,300	26,000	26,000
6140		MAINTENANCE-EQUIPMENT	21,100	21,100	21,100
6180		MAINT-BLDGS/IMP	9,000	9,000	9,000
6280		MEMBERSHIPS	5,900	5,900	5,900
6400		OFFICE EXPENSE	5,000	5,000	5,000
6457		COMPUTER CHARGES	7,900	7,900	7,900
6461		SUPPLIES/EXPENSES	5,500	5,500	5,500
6500		PROFESSIONAL/SPECIAL SERVICES	11,000	11,000	11,000
6521		COUNTY SERVICES	0	0	0
6526		DISPATCH SERVICES	2,170	2,170	2,170
6576		ACTUARIAL SERVICES	7,100	7,100	7,100
6587		LAFCO CHARGES	2,000	2,000	2,000
6630		AUDIT/ACCOUNTING SERVICES	8,500	8,500	8,500
6637		PROP TAX ADMIN FEE	500	500	500
6660		PUBLIC/LEGAL NOTICES	1,000	1,000	1,000
6680		SMALL TOOLS/INSTRUMENTS	7,700	7,700	7,700
7005		ELECTION EXPENSE	5,000	5,000	5,000
7120		TRAINING-INSERVICE	9,500	9,500	9,500
7201		GAS/OIL	16,000	16,000	16,000
7300		TRANSPORTATION/TRAVEL	2,500	2,500	2,500
7320		UTILITIES	17,050	17,050	17,050
60		Total Services/Supplies	206,420	207,120	207,120
8510		BUILDINGS/IMPROVEMENTS	10,000	10,000	10,000
8560		EQUIPMENT	10,000	10,000	10,000
85		Total Capital Assets	20,000	20,000	20,000
8620		UNCLM-OT-WITHIN A FUND (Transfer Roll Over)	0	78,656	78,656
8642		GENERAL-TO-TRUST	190,000	270,000	200,000
86		Total Other Financing Uses	190,000	348,656	278,656
9000		APPROPRIATIONS FOR CONT	0	0	0
90		Total Appropriations for Contingencies	0	0	0
		Grand Total Expenditures	1,616,999	1,789,630	1,847,970
		Increase/(Decrease) to Fund Balance	460	58,340	0